









Stella 66







OVERVIEW

STELLA 66 RANGE	
	 <p>STELLA 66</p>
Type of Application	
Light Distribution	
Dimensions*	660x101x101 mm 1277x101x101 mm 1573x101x101 mm 660x145x101 mm 1277x145x101 mm 1573x145x101 mm
Optical System	DCO 
Colour Temperature	3000K 4000K
Finishes	Body:  Grey Gear Tray:  White
IP / IK Protection	IP66 IK08
IP68 Connector	✓
Light and Presence Sensor	✓
Stainless Steel Fixing System	✓
Emergency Unit**	1 or 3 Hours

*
Indicative dimensions.
For dimension details,
please check our website
or current catalogue.


**
Emergency unit is not
available for 660mm
versions.





OPTICAL SYSTEM

D C O





Shown in real size





STELLA 66
RANGE



STELLA 66
Suspended

STELLA 66 RANGE



SURFACE MOUNTED



SUSPENDED



WALL MOUNTED





STELLA 66
Surface mounted

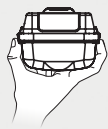


STELLA 66
Wall mounted

AVAILABLE
SIZES



101x101 mm



145x101 mm









BUILT TO RESIST



Shown in real size



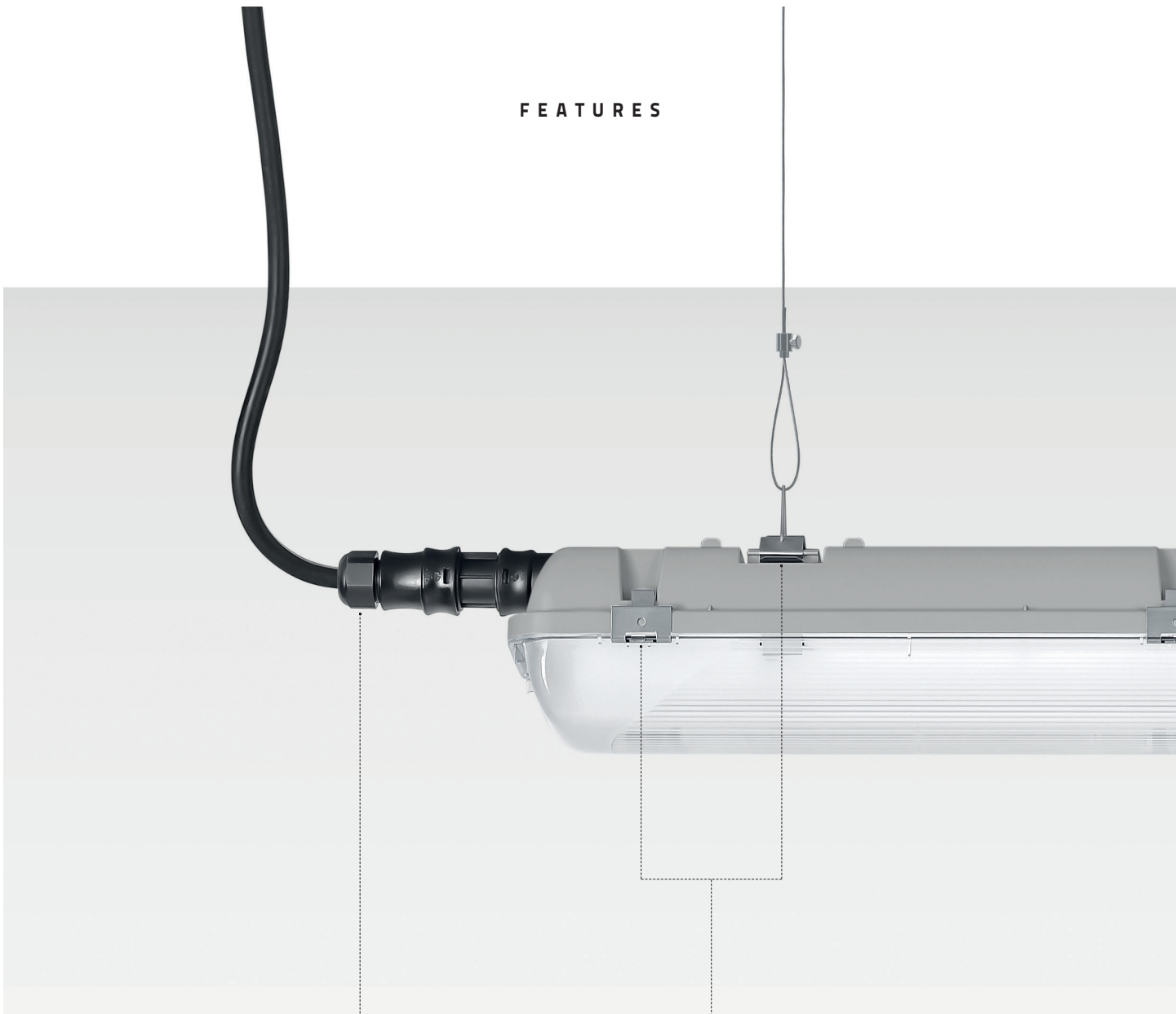


Shown in real size





FEATURES

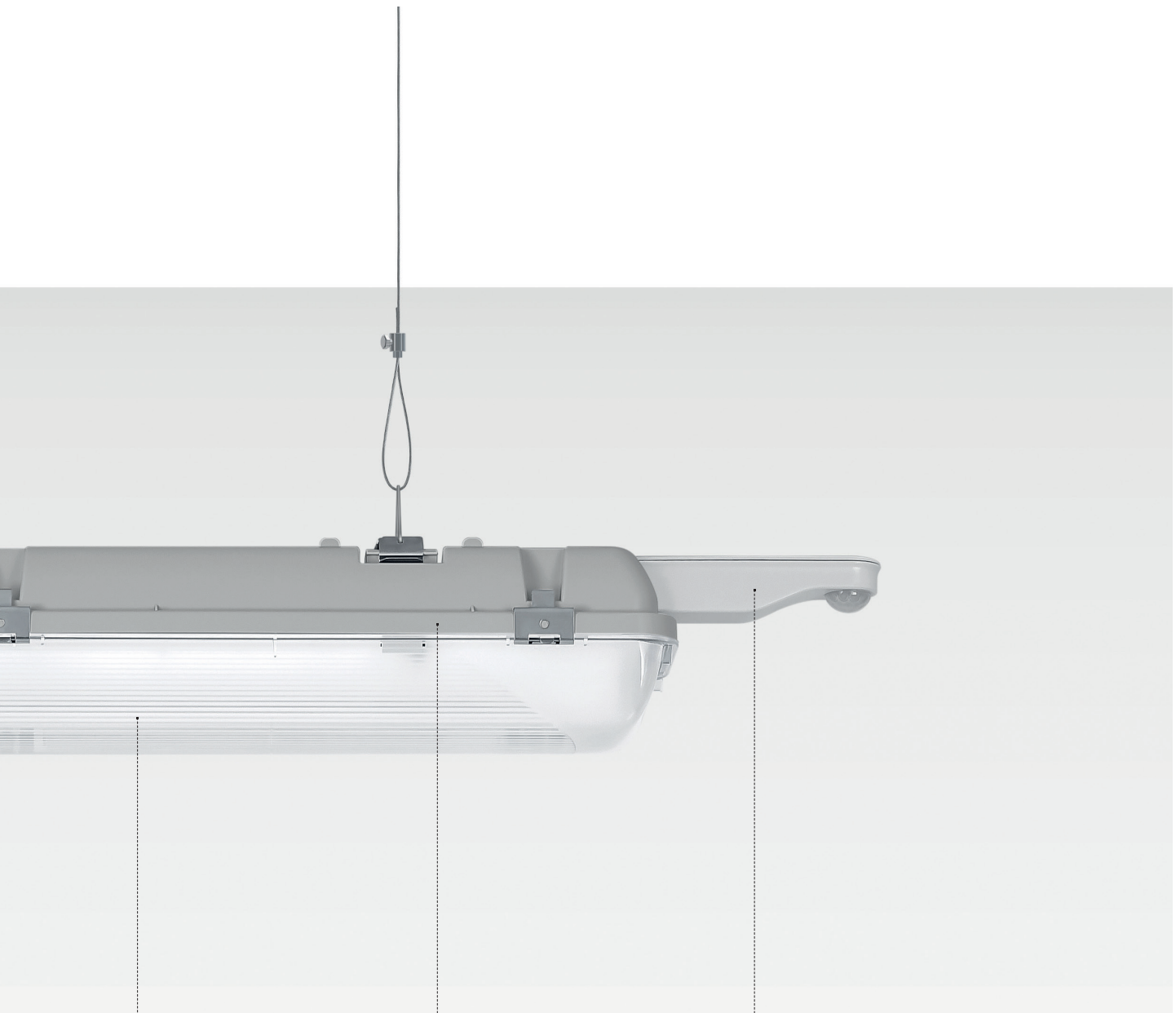


IP68
CONNECTOR




STAINLESS
STEEL
FIXING
CLIPS
AND
BRACKETS






DCO
DIFFUSER



INJECTED
POLYCARBONATE
AND
NATURAL
SILICONE
GASKET



LIGHT
AND
PRESENCE
SENSOR










MINIMALISM AND TECHNOLOGY





DCO
DIFFUSER

HIGH
QUALITY
OPAL
DIFFUSER

LED
CRI > 80
3000K
OR 4000K

INJECTED
POLYCARBONATE
AND
NATURAL
SILICONE
GASKET





6 DIFFERENT SIZES

101x101 mm 145x101 mm



1573 mm



1277 mm



660 mm





