



SPA RANGE

SPA with his minimalist, elegant and discreet appearance, suits perfectly into entrance halls, retail stores, offices or public areas, offering a pleasant light to your interior space. This range offers creative freedom, as it is available in different formats, either square or rectangular with rounded edges. Can be used as recessed, surface mounted or suspended

(direct or direct/indirect version). It is available in 16 colours, making SPA an essential architectural element. SPA range is equipped with the latest LED technology and the uniform light distribution is achieved through gCONTROL⁺, DAM or DOZ diffusers. Colour temperatures of 3000K, 4000K or 1 or 3 hours emergency units are also available.

For suspended versions, you can either choose square surface or square recessed ceiling rose.

RECESSED

SURFACE MOUNTED



SPA / E LED



SPA LED



gCONTROL⁺

DOZ

590x590 mm

875x315 mm

1150x315 mm

1425x315 mm





CEILING ROSES
AVAILABLE



SPA /E LED
106



SPA LED
110



SPA D/I LED
114

SUSPENDED
DIRECT

SUSPENDED
DIRECT / INDIRECT



SPA LED



SPA D/I LED



DAM

DOZ




SPA /E LED

ARCHITECTURAL LIGHTING

Norms

EN 60598-1, EN 60598-2-2


Body: Steel sheet.

Finish: Powder coated.



Diffuser: Polycarbonate.

Light source: LED 4000K, CRI>80.



LED life time: 65.000h @ L80, B10, Ta 25°C.

Control gear: LED driver 220-240VAC-50/60Hz.

gCONTROL⁺ - Microprismatic polycarbonate diffuser PLUS

LED	UGR	W	Lm	Lm/W	η(%)	AxBxC (mm)		Kg	K1 K3	HF	DALI
	≤19	30	4080	84	62	875x315x99	860x300	6,3	• •	90077.L130.E	90077.L130.H
	≤19	39	5440	89	64	1150x315x99	1125x300	8,0	• •	90077.L140.E	90077.L140.H
	≤19	47	6800	94	65	1425x315x99	1410x300	9,8	• •	90077.L150.E	90077.L150.H
	≤19	39	5440	86	62	590x590x99	575x575	7,4	• •	90077.L410.E	90077.L410.H

DOZ - Opal polycarbonate diffuser

LED	UGR	W	Lm	Lm/W	η(%)	AxBxC (mm)		Kg	K1 K3	HF	DALI
	≤22	30	4080	92	68	875x315x99	860x300	6,3	• •	90032.L130.E	90032.L130.H
	≤22	39	5440	99	71	1150x315x99	1125x300	8,0	• •	90032.L140.E	90032.L140.H
	≤22	47	6800	104	72	1425x315x99	1410x300	9,8	• •	90032.L150.E	90032.L150.H
	≤22	39	5440	98	70	590x590x99	575x575	7,4	• •	90032.L410.E	90032.L410.H

OPTIONS

Finish

Order code	Order code
White W	Golden eye D
Gray G	Sahara 0
Black B	Autumn L
Blue U	Rusty chain R
Green V	Pure chocolate C
Yellow T	Mist 1
Red K	Dark rock 9
Jungle N	Carbon I


Colour temperature

Order code	Order code
3000K	3000


Safety cable

Order code	Order code
Steel safety cable	955000

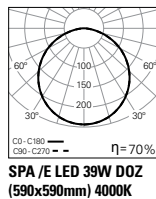
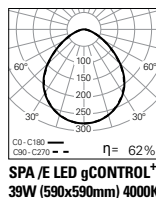

Emergency unit

Order code	Order code
Emergency unit 3 hours	K3
Emergency unit 1 hour	K1

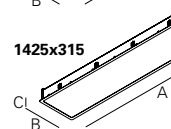
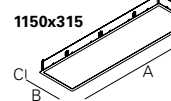
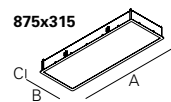
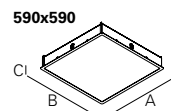
- Test function by telecommand signal.


Low power version

Option supplied under request.

PHOTOMETRY

TO SPECIFY

 Recessed square or rectangular LED luminaire. Available in 4 sizes (875/1150/1425 x 315mm and 590x590mm) equipped with polycarbonate microprismatic gCONTROL⁺ or DOZ opal polycarbonate diffuser. Standard

DIMENSIONS


version with LED 4000K, CRI>80 and 65.000h lifetime (@L80, B10, Ta 25°C). Optional 3000K, DALI dimmable driver and 1 or 3 hours emergency unit. Available in 16 different colours – as Roxo Lighting SPA /E LED









SPA LED

ARCHITECTURAL LIGHTING



Norms

EN 60598-1, EN 60598-2-1



Body: Extruded aluminium.

Finish: Powder coated.

Light source: LED 4000K, CRI>80.

LED life time: 65.000h @ L80, B10, Ta 25°C.

Control gear: LED driver 220-240VAC-50/60Hz.

DAM - Microprismatic diffuser

LED	UGR	W	Lm	Lm/W	η(%)	AxBxC (mm)	Kg	K1 K3	HF	DALI
	≤19	30	4080	107	79	875x315x88	8,1	• •	90030.L130.E	90030.L130.H
	≤19	39	5440	112	80	1150x315x88	10,6	• •	90030.L140.E	90030.L140.H
	≤19	47	6800	113	78	1425x315x88	12,5	• •	90030.L150.E	90030.L150.H
	≤19	39	5440	113	81	590x590x88	8,9	• •	90030.L410.E	90030.L410.H

DOZ - Opal polycarbonate diffuser

LED	UGR	W	Lm	Lm/W	η(%)	AxBxC (mm)	Kg	K1 K3	HF	DALI
	≤22	30	4080	105	77	875x315x88	8,1	• •	90090.L130.E	90090.L130.H
	≤22	39	5440	109	78	1150x315x88	10,6	• •	90090.L140.E	90090.L140.H
	≤22	47	6800	109	75	1425x315x88	12,5	• •	90090.L150.E	90090.L150.H
	≤22	39	5440	109	78	590x590x88	8,9	• •	90090.L410.E	90090.L410.H

OPTIONS



Finish

Order code	Order code
White W	Golden eye D
Gray G	Sahara 0
Black B	Autumn L
Blue U	Rusty chain R
Green V	Pure chocolate C
Yellow T	Mist 1
Red K	Dark rock 9
Jungle N	Carbon I



Colour temperature

Order code	Order code
3000K	3000



Ceiling rose

Order code
Square ceiling rose
Surface mounted 9717
Recessed 9714

• To complete this option, please add ceiling rose colour.



Current supply cable

Order code	Order code
1,5m transparent cable 0,75mm ²	1,5m transparent cable 1,5mm ²
3x0,75mm ² 940400	7x1,5mm ² 940100
5x0,75mm ² 940500	9x1,5mm ² 941200



Emergency unit

Order code	Order code
Emergency unit 3 hours	K3
Emergency unit 1 hour	K1

• Test function by telecommand signal.



Suspension

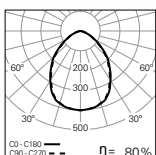
Order code
Suspension type "I" (x4) 910002
Suspension type "Y" (x2) 910003



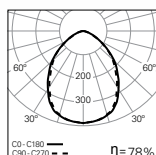
Low power version

Option supplied under request.

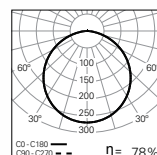
PHOTOMETRY



SPA LED 39W DAM (590x590mm) 4000K



SPA LED 47W DAM 4000K



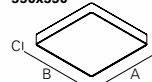
SPA LED 39W DOZ (590x590mm) 4000K



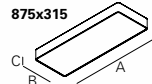


DIMENSIONS

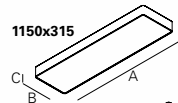
590x590



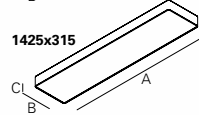
875x315



1150x315



1425x315



TO SPECIFY

Surface or suspended square or rectangular LED luminaire. Powder coated extruded aluminium body with round corners. Available in 4 sizes (875/1150/1425 x 315mm and 590x590mm) equipped with DAM microprismatic or DOZ opal polycarbonate diffuser. Standard version with LED 4000K, CRI>80 and 65.000h lifetime (@L80, B10, Ta 25°C). Optional 3000K, DALI dimmable driver and 1 or 3 hours emergency unit. Suspension, transparent current supply cable and surface or recessed ceiling rose as accessories. Available in 16 different colours – as Roxo Lighting SPA LED







SPA D/I LED

ARCHITECTURAL LIGHTING

Norms

EN 60598-1 , EN 60598-2-1


Body: Extruded aluminium.

Finish: Powder coated.

Light source: LED 4000K, CRI>80.

LED life time: 65.000h @ L80, B10, Ta 25°C.

Control gear: LED driver 220-240VAC-50/60Hz.

DAM - Microprismatic diffuser | 80% (Direct) + 20% (Indirect)

LED	UGR	W	Lm	Lm/W	η(%)	AxBxC (mm)	Kg	K1 K3	HF	DALI
	≤19	46	5690	94	76	875x315x88	8,6	• •	90108.L130.E	90108.L130.H
	≤19	58	7675	101	76	1150x315x88	11,2	• •	90108.L140.E	90108.L140.H
	≤19	69	9536	105	76	1425x315x88	13,6	• •	90108.L150.E	90108.L150.H
	≤19	57	7148	98	78	590x590x88	9,2	• •	90108.L410.E	90108.L410.H

DOZ - Opal polycarbonate diffuser | 80% (Direct) + 20% (Indirect)

LED	UGR	W	Lm	Lm/W	η(%)	AxBxC (mm)	Kg	K1 K3	HF	DALI
	≤16	46	5690	92	74	875x315x88	8,6	• •	90100.L130.E	90100.L130.H
	≤16	58	7675	99	75	1150x315x88	11,2	• •	90100.L140.E	90100.L140.H
	≤16	69	9536	102	74	1425x315x88	13,6	• •	90100.L150.E	90100.L150.H
	≤19	57	7148	95	76	590x590x88	9,2	• •	90100.L410.E	90100.L410.H

DAM | DOZ

- To complete the product add suspension, current supply cable and ceiling rose. Please order separately.

OPTIONS

Finish

Order code	Order code
White W	Golden eye D
Gray G	Sahara 0
Black B	Autumn L
Blue U	Rusty chain R
Green V	Pure chocolate C
Yellow T	Mist 1
Red K	Dark rock 9
Jungle N	Carbon I


Colour temperature

Order code
3000K 3000


Ceiling rose

Order code
Square ceiling rose
Surface mounted 9717
Recessed 9714

- To complete this option, please add ceiling rose colour.


Current supply cable

Order code	Order code
1,5m transparent cable 0,75mm ²	1,5m transparent cable 1,5mm ²
3x0,75mm ² 940400	7x1,5mm ² 940100
5x0,75mm ² 940500	9x1,5mm ² 941200


Emergency unit

Order code
Emergency unit 3 hours K3
Emergency unit 1 hour K1

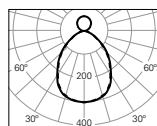
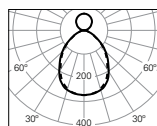
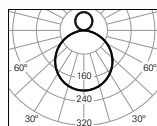
- Test function by telecommand signal.


Suspension

Order code
Suspension type "I" (x4) 910002
Suspension type "Y" (x2) 910003


Low power version

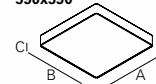
Option supplied under request.

PHOTOMETRY

SPA D/I LED 57W DAM
(590x590mm) 4000K

SPA D/I LED 69W
DAM 4000K

SPA D/I LED 57W DOZ
(590x590mm) 4000K

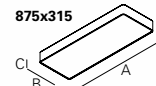


DIMENSIONS

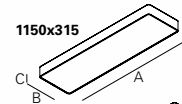
590x590



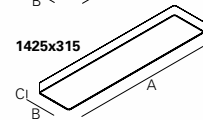
875x315



1150x315



1425x315



TO SPECIFY

Suspended square or rectangular LED direct/indirect luminaire. Powder coated extruded aluminium body with round corners. Available in 4 sizes (875/1150/1425 x 315mm and 590x590mm) equipped with DAM microprismatic or DOZ opal polycarbonate diffuser. Standard version with LED 4000K, CRI>80 and 65.000h lifetime (@L80, B10, Ta 25°C). Optional 3000K, DALI dimmable driver and 1 or 3 hours emergency unit. Suspension, transparent current supply cable and surface or recessed ceiling rose as accessories. Available in 16 different colours – as Roxo Lighting SPA LED D/I

ROXO

