



ARCHITECTURAL  
LIGHTING

## ROFY 85 D/I



### Product characteristics

#### Body

Aluminium

#### Finish

Powder coated

#### Optical system

gCONTROL+ - Microprismatic diffuser  
LIGHT+ - Opal diffuser

#### Light source

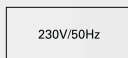
LED, RG1, CRI>80, MacAdam Step ≤3

#### LED lifetime

80.000h @ L90, B10, Ta 25°C

#### Control gear

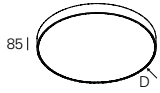
LED driver 220-240V-50/60Hz included



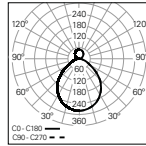


## 01. Select version

### ROFY 85 D/I

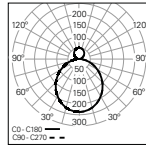


#### gCONTROL+ - Microprismatic diffuser (80%/20%)



UGR	W	lm output	lm/W	Dmm	CODE*
≤19	32	4018	126	Ø400	90624L400▼▲◆◆00
≤19	56	7494	134	Ø600	90624L600▼▲◆◆00
≤19	84	11203	133	Ø900	90624L900▼▲◆◆00
≤19	137	18377	134	Ø1150	90624L115▼▲◆◆00

#### LIGHT+ - Opal diffuser (80%/20%)



UGR	W	lm output	lm/W	Dmm	CODE*
≤22	32	4242	133	Ø400	90623L400▼▲◆◆00
≤22	56	7910	141	Ø600	90623L600▼▲◆◆00
≤22	84	11826	141	Ø900	90623L900▼▲◆◆00
≤22	137	19398	142	Ø1150	90623L115▼▲◆◆00

### ROFY 85 D/I

- To complete the product add current supply cable, suspension and ceiling rose. Please order separately.
- In order to guarantee a total uniformity of light on the ceiling, the installation must be done at a minimum distance of 500 mm.



\*Replace the symbols to complete the code

Control gear	
HF	E
DALI	H

Colour 1	
White	W
Grey	G
Black	B
Sahara	0
Mist	1
Carbon	I
Autumn	L
Rusty chain	R
Jungle	N
Golden eye	D

Emergency	
No EM	0
EM 3h (K3) ²	3

Colour temp.	
3000K	3
4000K	0
Tunable White	T





## 02. Select options

### OPTIONS Code\*

#### Suspension

S10 L1500 mm (x3)	9111001
S10 L3000 mm (x3)	9111002
S10 L6000 mm (x3)	9111003

#### Transparent current supply cable

L1500 mm - 3 x 0,75 mm <sup>2</sup>	940400
L1500 mm - 5 x 0,75 mm <sup>2</sup>	940500
L1500 mm - 7 x 0,75 mm <sup>2</sup>	940600
L3000 mm - 3 x 0,75 mm <sup>2</sup>	940401
L3000 mm - 5 x 0,75 mm <sup>2</sup>	940501
L3000 mm - 7 x 0,75 mm <sup>2</sup>	940601
L6000 mm - 3 x 0,75 mm <sup>2</sup>	940402
L6000 mm - 5 x 0,75 mm <sup>2</sup>	940507
L6000 mm - 7 x 0,75 mm <sup>2</sup>	940602

• For the DALI option with emergency unit and remote control add 2 current supply cables of 5 x 0,75 mm<sup>2</sup>.

#### Round ceiling rose

Surface mounted T24	45 l		Ø95	978600♣
Surface mounted T26 (DALI+K3)				978601♣

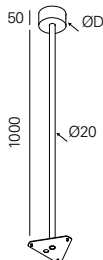
Recessed T5	Ø70	33 l		Ø90	971300♣
Recessed T27 (DALI+K3)					978700♣

#### Central ceiling rose

Surface mounted T21	45 l		Ø95	977211♣
Surface mounted T28 (DALI+K3)				977230♣

#### Suspension rod

D95 - Ø400, Ø600 mm	913000♣
D120 - Ø900, Ø1150 mm	913010♣



#### Low Output version

• Under request.



\*Replace the symbols to complete the code

#### Colour

<input type="checkbox"/> White	W
<input type="checkbox"/> Black	B



## Product details



Suspended application



Indirect light



gCONTROL+ diffuser



LIGHT+ diffuser



Outer parallel suspension



Inner parallel suspension



Outer central suspension



Inner central suspension



Suspension rod

