



ARCHITECTURAL
LIGHTING

ROFY 60



Product characteristics

Body

Aluminium

Finish

Powder coated

Optical system

gCONTROL+ - Microprismatic diffuser
LIGHT+ - Opal diffuser

Light source

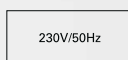
LED, RG1, CRI>80, MacAdam Step ≤3

LED lifetime

80.000h @ L90, B10, Ta 25°C

Control gear

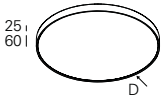
LED driver 220-240V-50/60Hz included



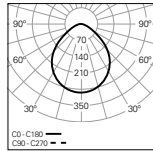


01. Select version

ROFY 60

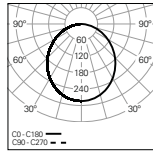


gCONTROL+ - Microprismatic diffuser



UGR	W	lm output	lm/W	Dmm	CODE*
≤22	16	1945	122	Ø300	90583L300♥♣♦00
≤22	24	3085	129	Ø400	90583L400♥♣♦00
≤19	43	5939	138	Ø600	90583L600♥♣♦00
≤19	65	8844	136	Ø900	90583L900♥♣♦00
≤19	107	14432	135	Ø1150	90583L115♥♣♦00

LIGHT+ - Opal diffuser



UGR	W	lm output	lm/W	Dmm	CODE*
≤22	16	2135	133	Ø300	90585L300♥♣♦00
≤25	24	3385	141	Ø400	90585L400♥♣♦00
≤22	43	6516	152	Ø600	90585L600♥♣♦00
≤22	65	9704	149	Ø900	90585L900♥♣♦00
≤22	107	15835	148	Ø1150	90585L115♥♣♦00

ROFY 60

- For suspended version add current supply cable, suspension and ceiling rose. Please order separately.



*Replace the symbols to complete the code

Control gear	
HF	E
DALI	H

Colour 1	
White	W
Grey	G
Black	B
Sahara	0
Mist	1
Carbon	I
Autumn	L
Rusty chain	R
Jungle	N
Golden eye	D
Old rose	5
Copper	7

Emergency	
No EM	0
EM 3h (K3) 2	3

Colour temp.	
3000K	3
4000K	0
Tunable White 3	T



02. Select options

OPTIONS Code*

Suspension


S10 L1500 mm (x3)	9111001
S10 L3000 mm (x3)	9111002
S10 L6000 mm (x3)	9111003


Transparent current supply cable

L1500 mm - 3 x 0,75 mm ²	940400
L1500 mm - 5 x 0,75 mm ²	940500
L1500 mm - 7 x 0,75 mm ²	940600
L3000 mm - 3 x 0,75 mm ²	940401
L3000 mm - 5 x 0,75 mm ²	940501
L3000 mm - 7 x 0,75 mm ²	940601
L6000 mm - 3 x 0,75 mm ²	940402
L6000 mm - 5 x 0,75 mm ²	940507
L6000 mm - 7 x 0,75 mm ²	940602


• For the DALI option with emergency unit and remote control add 2 current supply cables of 5 x 0,75 mm².

Round ceiling rose

Surface mounted T24	45 l		Ø95	978600♣
Surface mounted T26 (DALI+K3)				978601♣

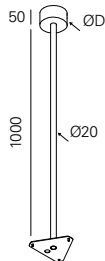
Recessed T5	Ø70	33 l		Ø90	971300♣
Recessed T27 (DALI+K3)					978700♣

Central ceiling rose

Surface mounted T21	45 l		Ø95	977211♣
Surface mounted T28 (DALI+K3)				977230♣

Suspension rod

D95 - Ø400, Ø600 mm	913000♣
D120 - Ø900, Ø1150 mm	913010♣



Low Output version

• Under request.




*Replace the symbols to complete the code

Colour	♣
<input type="checkbox"/> White	W
<input checked="" type="checkbox"/> Black	B



Product details



Ceiling surface application



Suspended application



Wall mounted



gCONTROL+ diffuser



LIGHT+ diffuser



Outer parallel suspension



Inner parallel suspension



Outer central suspension



Inner central suspension



Suspension rod