

REBA E



EN 60598-1, EN 60598-2-1


Armaturhus:

Extruderet aluminiumsprofil

Overfladebehandling:

Anodiseret aluminium

Lyskilde:

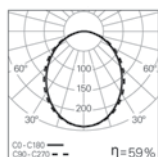
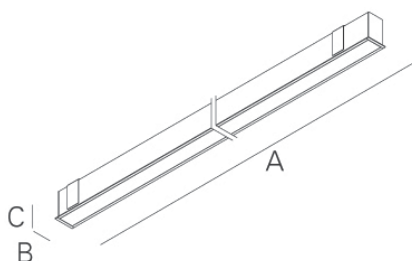
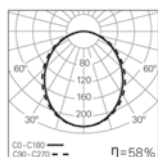
LED 3000K CRI >80

Forventet levetid:

50.000T/L80, B10, Ta:25°C

LED driver:

200-240 VAC/50/60 Hz


 REBA /E LED 39W
bLINE 4000K

 REBA /E LED 47W
bLINE 4000K

Dimensioner (mm)	Hulmål (mm)	vægt (kg)
858 x 62 x 85	850 x 56	1,9
1138 x 62 x 85	1130 x 56	2,4
1418 x 62 x 85	1410 x 56	2,8
1698 x 62 x 85	1690 x 56	3,8
1980 x 62 x 85	1972 x 56	4,3
2260 x 62 x 85	2252 x 56	4,7
2540 x 62 x 85	2532 x 56	5,2
2820 x 62 x 85	2812 x 56	5,6

URG	W	Lm	Lm/W	n(%)
<25	30	3870	75	58
<25	39	5160	78	59
<25	47	6450	80	58
<25	56	7740	80	58
-	64	9030	83	59
-	77	10320	78	58
-	86	11610	80	59
-	94	12900	80	58

Skal specificeres ved køb:

- ◆ Kelvin (standard 3000K)
- ◆ dæmpbar driver
- ◆ dynamisk hvid LED
- ◆ 1 ell 3T nødbelysning