



TTP 70 Line TUBULAR

Datasheet



LED

Norms: EN 60598-1, EN 60598-2-1



PRODUCT DESCRIPTION

Areas of Application: Industrial areas, public spaces, maintenance areas, public transport areas and parking lots.

Mounting: Surface/Suspended/Wall Mounted.

Light Distribution: Direct.

Light Source: LED 4000K, RG1, CRI>80, MacAdam Step<3, 80.000h lifetime (@L90, B10, Ta 25°C).

Optical System: Diffuser: Polycarbonate.

Control Gear: LED driver, 220-240VAC-50/60Hz.


Wiring: Plastic cable gland and internal through-wiring included. 1,5 m H07RN-F cable not included.

Materials: Body: Polycarbonate tube.
End caps: Injected transparent polycarbonate.


Surface Finish: White matt extruded aluminium profile.



Fixing system: Clamps(not included).

Low Output | TUP - Transparent polycarbonate diffuser


LED	W	Lm Output	Lm/W	A(mm)	kg	HF	DALI
	13	1710	132	620	1,1	90489.L060.E	90489.L060.H
	18	2565	143	900	1,5	90489.L090.E	90489.L090.H
	23	3420	149	1180	1,8	90489.L120.E	90489.L120.H
	28	4370	156	1460	2,2	90489.L150.E	90489.L150.H

Low Output | TOP - Opal polycarbonate diffuser

LED	W	Lm Output	Lm/W	A(mm)	kg	HF	DALI
	13	1596	123	620	1,1	90488.L060.E	90488.L060.H
	18	2394	133	900	1,5	90488.L090.E	90488.L090.H
	23	3192	139	1180	1,8	90488.L120.E	90488.L120.H
	28	4038	144	1460	2,2	90488.L150.E	90488.L150.H

Add suffix to order:  SRT/MID - 00000.0000.0.0058  END- 00000.0000.0.0050

High Output | TUP - Transparent polycarbonate diffuser

LED	W	Lm Output	Lm/W	A(mm)	kg	HF	DALI
	28	3567	127	620	1,1	90487.L060.E	90487.L060.H
	41	5351	131	900	1,5	90487.L090.E	90487.L090.H
	54	7216	134	1180	1,8	90487.L120.E	90487.L120.H
	67	9533	142	1460	2,2	90487.L150.E	90487.L150.H

Order example: 90486.L150.E (SRT/MID) + 90486.L150.E (END) + 3000 + 971600 + 915404 + 925000 (OPTIONS)

We reserve the right to make technical changes without prior notice. Electrical/Optical data are subjected to a tolerance of +/-10%.








TTP 70 Line TUBULAR

Datasheet

High Output | TOP - Opal polycarbonate diffuser

LED	W	Lm Output	Lm/W	A(mm)	kg	HF	DALI
	28	3280	117	620	1,1	90486.L060.E	90486.L060.H
	41	4920	120	900	1,5	90486.L090.E	90486.L090.H
	54	6642	123	1180	1,8	90486.L120.E	90486.L120.H
	67	8508	127	1460	2,2	90486.L150.E	90486.L150.H

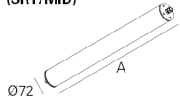
Add suffix to order:  SRT/MID - 00000.0000.0.0058  END- 00000.0000.0.0050

The maximum amount of High Output luminaires that can be connected in continuous line is 30. With sensor included, the maximum amount is 9.
The maximum amount of Low Output luminaires that can be connected in continuous line is 50. With sensor included, the maximum amount is 16.

DIMENSIONS

VERSÃO COM TOPOS INJETADOS EM POLICARBONATO TRANSPARENTE

Luminária de início/intermedia (SRT/MID)



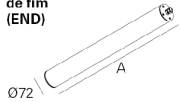
Caixa de alimentação de encastrar T5 D90



Caixa de alimentação saliente T4 D90



Luminária de fim (END)

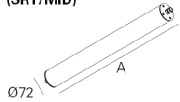


Abraçadeira inox A1 D70



VERSÃO COM TOPOS EM INOX

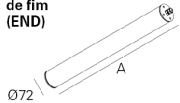
Luminária de início/intermedia (SRT/MID)



Abraçadeira inox A2 D70



Luminária de fim (END)



Abraçadeira Inox D70 com fecho



We reserve the right to make technical changes without prior notice. Electrical/Optical data are subjected to a tolerance of +/-10%.





TTP 70 Line TUBULAR

Datasheet

OPTIONS

Colour temperature



3000K
Tunable White

• The 600 mm and 900 mm lengths in Tunable White are only applicable for end-line modules.

Order code
3000
T000

SwitchDIM Tunable White



SwitchDIM Tunable White.

• The SwitchDIM Tunable White allows the control of 20 luminaires at most.

Order code
926600

Ceiling rose



Ceiling rose (IP20)
Surface mounted T4 D90
White
Black
Grey
Recessed T5 D90
White
Black
Grey

Order code
971600
971601
971602
971300
971301
971302

Stainless steel end caps



Stainless steel end caps IP68 (2x)

Order code
INOX

Clamps



Stainless steel clamp A1 D70 (2x)
Stainless steel clamp A2 D70 (2x)
Stainless steel clamp D70 with fast lock (2x)

Order code
915403
915305
915404

Suspension



Suspension S4 1500mm (2x)

Order code
910200

Presence sensor



Presence sensor
Detection range:100 %
Hold time:5 s
Daylight Threshold: disable
•For other types of programming, consult the sensor's instructions manual.
Note: A luminaire with sensor has 215 mm more than the standard length.
In a continuous line, only the first luminaire can include a sensor.

Order code
SENSOR

Metal cable gland




Metal cable gland
Breathable metal cable gland

Order code
925000
926700

DETAILS



Injected transparent polycarbonate end caps



Stainless steel end caps



Plastic cable gland



Metal cable gland



Breathable metal cable gland



Stainless steel clamp A1 D70



Stainless steel clamp A2 D70



Stainless steel clamp D70 with fast lock

We reserve the right to make technical changes without prior notice. Electrical/Optical data are subjected to a tolerance of +/-10%.

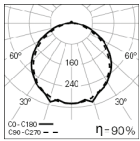




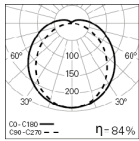
TTP 70 Line TUBULAR

Datasheet

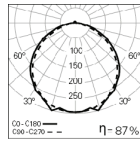
PHOTOMETRY



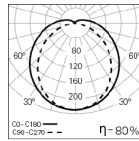
TTP 70 LINE L0620
TUP 4000K SRT/MID LO



TTP 70 LINE L0620
TOP 4000K SRT/MID LO



TTP 70 LINE L0620
TUP 4000K SRT/MID HO



TTP 70 LINE L0620
TOP 4000K SRT/MID HO

TO SPECIFY:

Tubular LED luminaire, IP68/IK10, for ceiling surface mounted or suspended, wall mounted and in continuous line application. Made of Ø72mm transparent or opal polycarbonate tube, with inner aluminium profile and injected transparent polycarbonate end caps. Standard version with 4000K LED, RG1 (Risk Group 1 for photobiological safety, according to IEC 62471), CRI>80, MacAdam Step<3 and 80.000h lifetime (@ L90, B10, Ta 25 °C). Pre-wired with internal through-wiring and plastic cable gland. Optional in 3000K, Tunable White, with dimmable DALI driver and presence sensor. Available as option with suspension S4, stainless steel end caps, three types of fixing clamps (stainless steel A1 D70, stainless steel A2 D70 and stainless steel D70 with fast locks) and with two types of cable glands (metal cable gland or breathable metal cable gland). Possible to include recessed T5 D90 or surface mounted T4 D90 round ceiling roses. - as Roxo Lighting TTP 70 Line.

We reserve the right to make technical changes without prior notice.
Electrical/Optical data are subjected to a tolerance of +/-10%.

