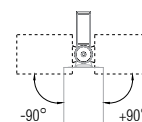




Polaris 30 Surface Mounted



Features

- A series of miniature fixed surface mounted linear down lights.
- Available in configurations of 8, 12, 16 or 36 light heads.
- Housing made of aluminium.
- Integrated diamond faceted no-dazzle screen, in a choice of black or white colour, made from thermoplastic.
- Reflector of metalized polycarbonate in medium or wide beam optics.
- LED positioned deeply regressed with small aperture for improved visual comfort URG<19.
- Light Source is single LED chip, available as standard in CRI>90.
- Designed and manufactured to comply with European standard EN 60598.
- Light heads collectively tiltable +/- 90 from the surface mounted arm(s).

- Dimming options include DALI or 0-10VDC or Phase or Wireless through built-in CASAMBI lighting control technology with a smartphone via a free application.

Applications

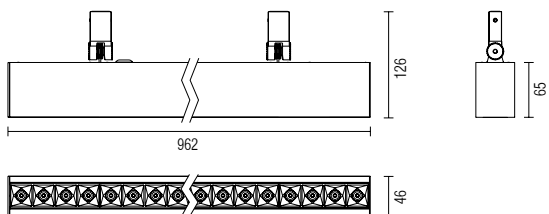
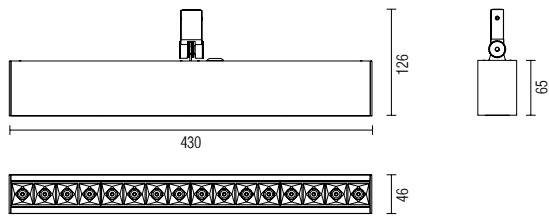
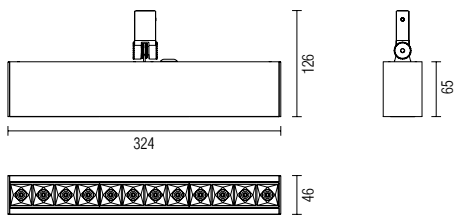
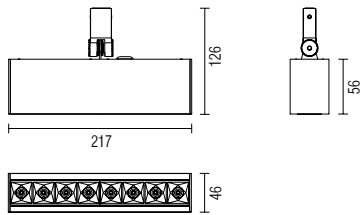
An alternative installation to the track-mounted version, Polaris Surface Mounted has the same flexibility of adjustable tilting but the advantage of supporting a higher configuration of light heads, to create one, scaled-down linear fixture comprised of up to 36 light heads. Suitable for retail and hotel applications requiring a minimalist profile with optimal luminous power.
Application areas: offices, showrooms, commercial, residential.

3STEP MacAdam **Tunable White**





Colour 10 11 17



*Watt and lumen data refer to nominal values of the LED source, for photometric data visit www.formalighting.com.

Polaris 30 Surface Mounted 8

CRI 90

1350-903034D0	Max. 8 x 2W	LED	3000K	1520 lm	34°
1350-904034D0	Max. 8 x 2W	LED	4000K	1920 lm	34°
1350-903050D0	Max. 8 x 2W	LED	3000K	1520 lm	50°
1350-904050D0	Max. 8 x 2W	LED	4000K	1920 lm	50°

Supplied with integral non-dimming driver 220-240V 50/60Hz.

IP20

Dimming options: To consult factory for custom preference.

LED other options:

- a) CRI>95 and 2700K to be specified when ordering see page 29.
- b) Tuneable White™ 2700K-5700K to consult factory.

Polaris 30 Surface Mounted 12

CRI 90

1351-903034D0	Max. 12 x 2W	LED	3000K	2280 lm	34°
1351-904034D0	Max. 12 x 2W	LED	4000K	2880 lm	34°
1351-903050D0	Max. 12 x 2W	LED	3000K	2280 lm	50°
1351-904050D0	Max. 12 x 2W	LED	4000K	2880 lm	50°

Supplied with integral non-dimming driver 220-240V 50/60Hz.

IP20

Dimming options: To consult factory for custom preference.

LED other options:

- a) CRI>95 and 2700K to be specified when ordering see page 29.
- b) Tuneable White™ 2700K-5700K to consult factory.

Polaris 30 Surface Mounted 16

CRI 90

1346-903034D0	Max. 16 x 2W	LED	3000K	3040 lm	34°
1346-904034D0	Max. 16 x 2W	LED	4000K	3840 lm	34°
1346-903050D0	Max. 16 x 2W	LED	3000K	3040 lm	50°
1346-904050D0	Max. 16 x 2W	LED	4000K	3840 lm	50°

Supplied with integral non-dimming driver 220-240V 50/60Hz.

IP20

Dimming options: To consult factory for custom preference.

LED other options:

- a) CRI>95 and 2700K to be specified when ordering see page 29.
- b) Tuneable White™ 2700K-5700K to consult factory.

Polaris 30 Surface Mounted 36

CRI 90

1345-903034D0	Max. 36 x 2W	LED	3000K	6840 lm	34°
1345-904034D0	Max. 36 x 2W	LED	4000K	8640 lm	34°
1345-903050D0	Max. 36 x 2W	LED	3000K	6840 lm	50°
1345-904050D0	Max. 36 x 2W	LED	4000K	8640 lm	50°

Supplied with integral non-dimming driver 220-240V 50/60Hz.

IP20

Dimming options: To consult factory for custom preference.

LED other options:

- a) CRI>95 and 2700K to be specified when ordering see page 29.
- b) Tuneable White™ 2700K-5700K to consult factory.

