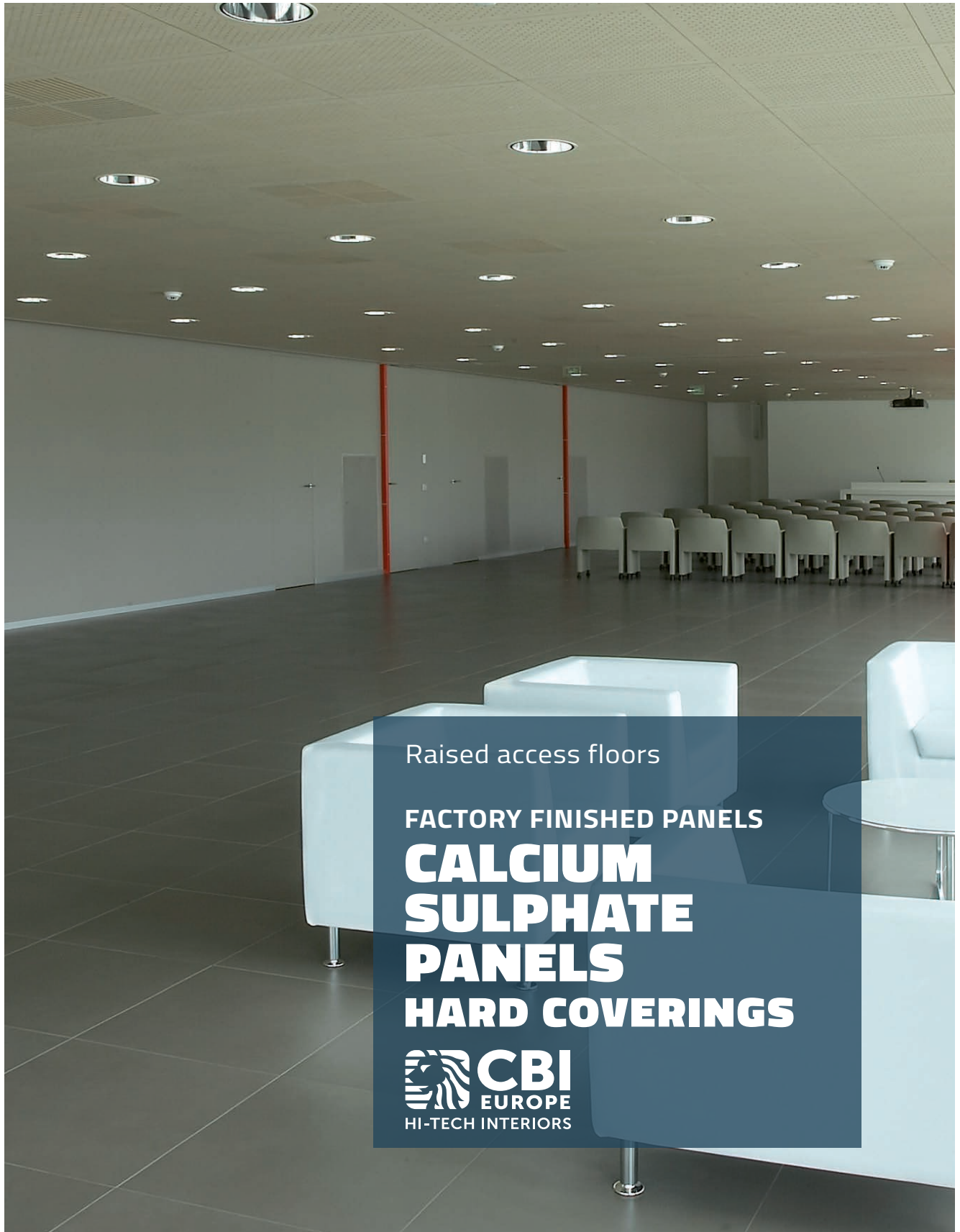


Installations- / EDB gulv
Fliseoverflade - calciumsulfat



Raised access floors

FACTORY FINISHED PANELS

**CALCIUM
SULPHATE
PANELS**

HARD COVERINGS



Installations- / EDB gulv


Fliseoverflade - calciumsulfat




PANELS

CALCIUM SULPHATE PANELS

ALUFOIL BACKING / HARD COVERINGS

calcium sulphate 600 x 600 mm
aluminum foil backing 0.05 mm



TECHNICAL SPECIFICATIONS		SC30C
		h 30 mm / kg 22,00
fire reaction UNI EN 13501-1		A1
fire resistance UNI EN 13501-2		REI 30
TECHNICAL FEATURES UNI EN 12825		
 CBI/ST	center of panel - deflection 2,5 mm	6,2 KN
	center of panel - ultimate load	8,1 KN
	loading class	3
 CBI/CR	center of panel - deflection 2,5 mm	6,5 KN
	center of panel - ultimate load	8,5 KN
	loading class	3
 IF tubular	center of panel - deflection 2,5 mm	6,8 KN
	center of panel - ultimate load	8,9 KN
	loading class	3

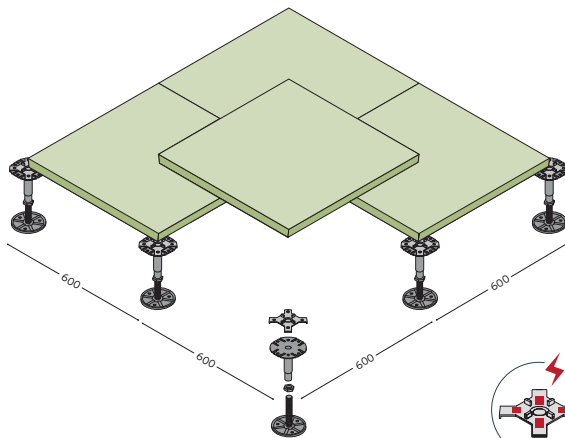
The load resistance tests have been performed in CBI Europe's internal laboratory and simulate the test method indicated by UNI EN 12825: 2001. The results obtained at a height of 20 cm may vary depending on the installation and the general conditions of the site. If the project requires a certification from a third party this must be explicitly requested.



Installations- / EDB gulv Fliseoverflade - calciumsulfat

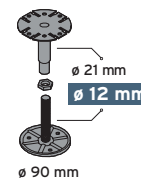
STRUCTURES

FLOOR SYSTEM **CBI/ST** without stringers



adjustable pedestal

CBI F12



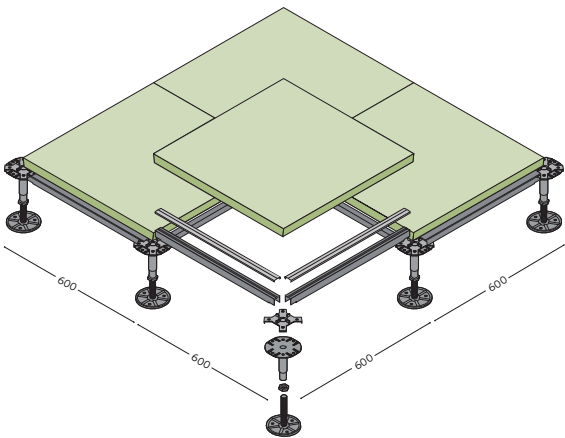
code	height/mm	weight/pcs
CBI03F12	45/65	0,23 Kg
CBI04F12	61/90	0,24 Kg
CBI05F12	83/130	0,27 Kg
CBI06F12	120/200	0,30 Kg

CBI F16



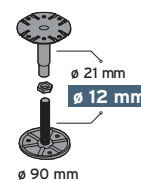
code	height/mm	weight/pcs
CBI03F16	45/65	0,30 Kg
CBI04F16	61/90	0,34 Kg
CBI05F16	83/130	0,39 Kg
CBI06F16	120/200	0,45 Kg
CBI07F16	170/290	0,55 Kg

FLOOR SYSTEM **CBI/ST** with stringers



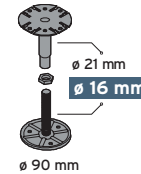
adjustable pedestal

CBI F12



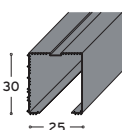
code	height/mm	weight/pcs
CBI03F12	45/65	0,23 Kg
CBI04F12	61/90	0,24 Kg
CBI05F12	83/130	0,27 Kg
CBI06F12	120/200	0,30 Kg

CBI F16

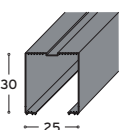


CBI03F16	45/65	0,30 Kg
CBI04F16	61/90	0,34 Kg
CBI05F16	83/130	0,39 Kg
CBI06F16	120/200	0,45 Kg
CBI07F16	170/290	0,55 Kg
CBI08F16	250/390	0,70 Kg
CBI09F16	350/490	0,83 Kg
CBI10F16	450/650	1,00 Kg

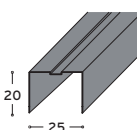
T536/A HEAVY



T536/L LIGHT



T536/S SPACER



stringers

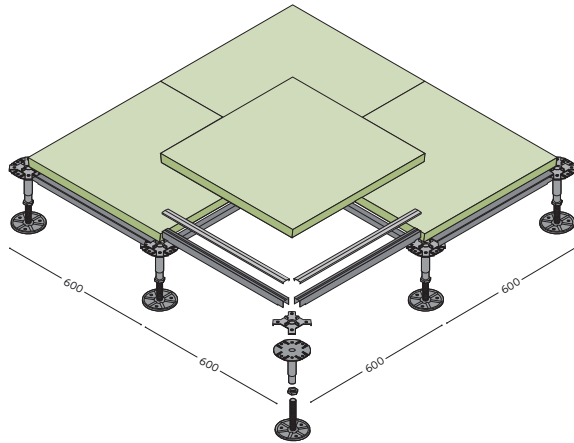
open section stringer made with galvanised steel,
Clip-On System with PVC washer.

T536/A 30 x 25 x 1 mm
T536/L 30 x 25 x 0,7 mm
T536/S 20 x 25 x 0,7 mm

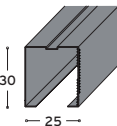
Installations- / EDB gulv Fliseoverflade - calciumsulfat

STRUCTURES

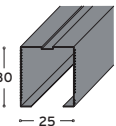
FLOOR SYSTEM CR



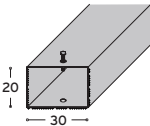
T536/A HEAVY



T536/L LIGHT



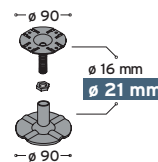
TT535



ON REQUEST
conductive washer
HGT 300/C.1

adjustable pedestal

CR



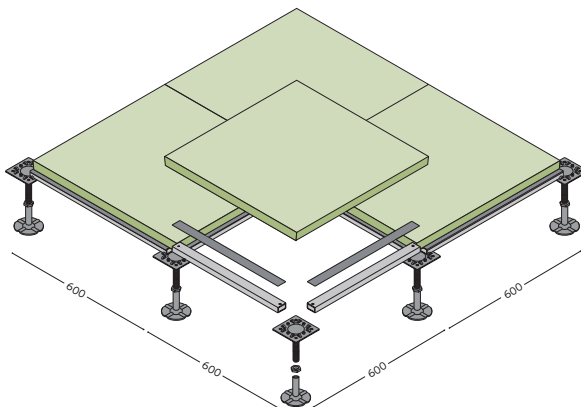
code	height/mm	weight/pcs
CR00F16	120/200	0,55 Kg
CR01F16	200/350	0,68 Kg
CR02F16	350/550	0,94 Kg
CR03F18	550/800	1,34 Kg
CR04F20	800/1050	1,85 Kg
CR05F20	1050/1300	2,14 Kg

stringers

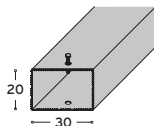
open section stringer made with galvanised steel,
Clip-On / Screw Down System with PVC washer.

T536/A 30 x 25 x thk sp. 1 mm
T536/L 30 x 25 x thk sp. 0,7 mm
TT535 20 x 30 x thk sp. 0,8 mm

FLOOR SYSTEM IF

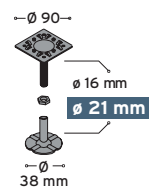


TT535



adjustable pedestal

IF



code	height/mm	weight/pcs
IF1622	160/220	0,70 Kg
IF2128	210/280	0,75 Kg
IF2734	270/340	0,80 Kg
IF3339	330/390	0,85 Kg
IF3844	380/440	0,90 Kg
IF4349	430/490	0,95 Kg
IF4854	480/540	1,00 Kg
IF5359	530/590	1,05 Kg
IF5873	580/730	1,25 Kg
IF7287	720/870	1,40 Kg
IF8699	860/990	1,70 Kg

stringers

open section stringer made with galvanised steel,
Screw Down System with PVC washer.

TT536 20 x 30 x thk sp. 1 mm


Installations- / EDB gulv

Fliseoverflade - calciumsulfat


FINITURE

ARCHITECTURE - CERAMIC TILES


available sizes: 600 x 600 x 10,5 mm available finishing: unpolished




dark ivory matt




beige matt



light brown matt



dark brown matt




warm grey matt




cool grey matt



light grey matt



medium grey matt




dark grey matt

HABITAT - CERAMIC TILES


available sizes: 600 x 600 x 10,5 mm available finishing: unpolished




60DG




60G



60A



60N



60W


Installations- / EDB gulv

Fliseoverflade - calciumsulfat

FINITURE

METEOR - CERAMIC TILES

available sizes: 600 x 600 x 10,5 mm available finishing: unpolished / polished




beige




brown



grigio



almond




perla



nero



india green



bianco




grafite




blu

MARMOKER - CERAMIC TILES MARBLE IMITATION


available sizes: 600 x 600 x 10,5 mm available finishing: polished




bardiglio imperiale




breccia carsica




pulpis tortora




travertino romano




travertino bianco



nero creta



statuario grigio



crema select



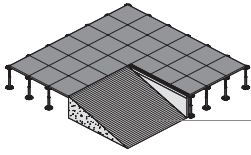
statuario oro



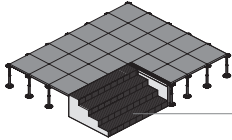
Installations- / EDB gulv Fliseoverflade - calciumsulfat

ACCESSORIES

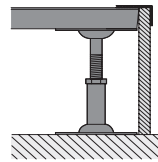
RAMPS AND CONNECTION STEPS



R/RAC
*mdf, connection step with anti-slip black rubber



G/Gan
*mdf, connection step with anti-slip black rubber



extruded aluminium molding
A/ALL

● 436 grey

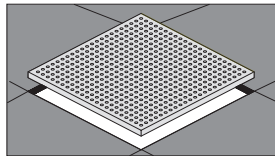
vertical upstand
FTN/12

○ 422 white ● 436 grey

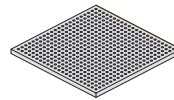
● 421 black

*other ramp finishes available on request: HPL, PVC, linoleum

PERFORATED PANEL



AF1
AF2
perforated panel for ventilation

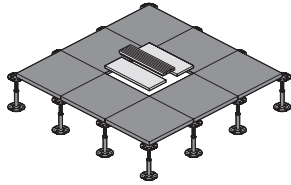


600 x 600 mm

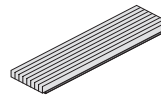
AF1
holes \varnothing 8 mm $S=1.45$ dm² -20%
holes \varnothing 10 mm $S=2.26$ dm² -15%

AF2
holes \varnothing 8 mm $S=2.72$ dm² -20%
holes \varnothing 10 mm $S=4.27$ dm² -15%

ALUMINIUM VENTILATION GRID

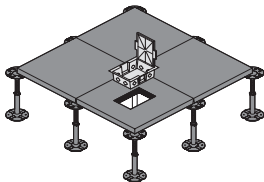


GRS/150
GRS/300
GRS/600
aluminium ventilation grid with dumper for air regulation

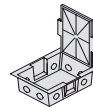


GRS/150 600 x 150 mm
GRS/300 600 x 300 mm
GRS/600 600 x 600 mm

ELECTRICAL OUTLET BOX

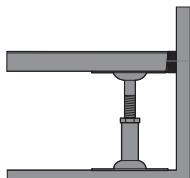


TS/8
electrical outlet box



TS/8
electrical outlet box, 8 partitions
> available on request 16 modules version

PERIMETRAL GASKET FOR FIXING



X105
*perimetral gasket for fixing




X105/30 5x30 mm length 28 ml/roll
X105/40 5x40 mm length 28 ml/roll

*one-component polyuretane based foam available on request instead of the perimetral seal

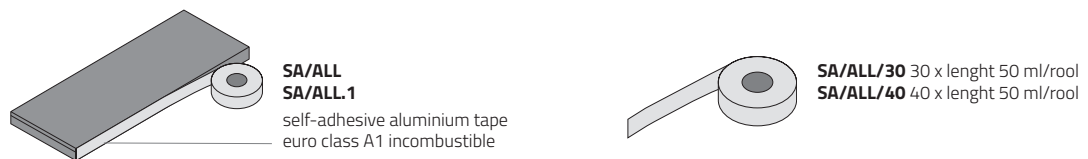
Installations- / EDB gulv

Fliseoverflade - calciumsulfat

SKIRTING

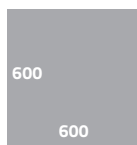


SELF-ADHESIVE ALUMINIUM



MODULARITY

panel



The standard 600 x 600 mm format effectively optimises usage.

incidence

surface	panel	pedestal	stringer
25 mq	3,3	4,0 pz/mq	7,2 pz/mq
50 mq	3,3	3,5 pz/mq	6,4 pz/mq
100 mq	3,3	3,3 pz/mq	6,2 pz/mq
200 mq	3,3	3,2 pz/mq	6,1 pz/mq
400 mq	3,3	3,2 pz/mq	5,9 pz/mq
1000 mq	3,3	2,8 pz/mq	5,6 pz/mq

The average incidence is theoretic. It changes according to the dimension and shape of the space.

PACKAGING

pedestal

CBIF12	height		CBIF16	height		CR	height	
			CBIO1F16	26/35 mm	80	CR00F16	120/200 mm	50
			CBIO2F16	32/48 mm	80	CR01F16	200/350 mm	30
CBIO3F12	45/65 mm	75	CBIO3F16	45/65 mm	75	CR02F16	350/550 mm	30
CBIO4F12	61/90 mm	60	CBIO4F16	61/90 mm	60	CR03F18	550/800 mm	15
CBIO5F12	83/130 mm	55	CBIO5F16	83/130 mm	55	CR04F20	800/1050 mm	15
CBIO6F12	120/200 mm	50	CBIO6F16	120/200 mm	50	CR05F20	1050/1300 mm	10
CBIO7F12	170/290 mm	40	CBIO7F16	170/290 mm	40			
			CBIO8F16	250/390 mm	30			
			CBIO9F16	350/490 mm	20			
			CBIO10F16	450/650 mm	20			

Pedestal for the IF / IF Plus system are sold individually.




Installations- / EDB gulv Fliseoverflade - calciumsulfat

RAISED ACCESS FLOORS: versatile, functional, 100% made in Italy.

CBI Europe is a leading manufacturer of raised access floors, with an output of over a 5 million square metres a year. Thirty years of development and the experience gained from installations in 70 different countries around the world ensure that CBI Europe's raised floor systems solve all the

problems normally caused by incompatibility between architectural restrictions and the perpetual changes demanded by evolving technology.

CBI Europe's floors also create environments with a high level of sustainability and livability.



AESTETICH VERSATILITY



LIMITLESS CONFIGURATION



HI-TECH PERFORMANCES

Why

**VERSATILE, HIGH-TECH, SUSTAINABLE,
EASY TO INSTALL AND INSPECT:
THE PERFECT SOLUTION FOR ALL
TYPES OF STRUCTURAL AND DESIGN
REQUIREMENTS.**

Where

**NEW-BUILD AND REFURBISHED OFFICES,
BANKS, OPERATIONS CENTRES,
CONTROL ROOMS, HOSPITALS,
HOMES AND PUBLIC BUILDINGS.**

Benefit

- **ACHIEVING FLEXIBLE, COMFORTABLE, CONTEMPORARY AND RESPONSIBLE INTERIORS.**
- **OBTAINING POINTS FOR LEED CERTIFICATION.**
- **SOUNDPROOFED ENVIRONMENTS.**
- **SPEEDING UP CONSTRUCTION.**
- **CONTAINING COSTS OF LABOUR AND MAINTENANCE.**
- **STRUCTURES 100% INSPECTABLE.**
- **INTEGRATION WITH ADVANCED CLIMATE CONTROL, DOMOTICS AND LIGHTING.**
- **PRECISE BUDGETING.**

Installations- / EDB gulv

Fliseoverflade - calciumsulfat



FIRE REACTION

All products are continually subjected to laboratory tests during the design and testing of certified institutes before sale. Calcium Sulphate Panels Hard Coverings fire resistance UNI EN 13501-2: REI 30.



EXTENDED WORKING LIFE & DIMENSIONAL STABILITY

The excellence of the materials used and the production technologies make panels and structures resistant and lasting over time.



ACOUSTIC ABSORPTION

The high density of the materials used contributes to the absorption of sounds, increasing the comfort of the working environments. Upon request they can be supplied with certifications.



WALKING COMFORT

The flexural strength ensures an optimal response to the stresses of foot traffic. Upon request they can be supplied with certifications.



HUMIDITY RESISTANCE

Maintain their dimensional stability even under extreme ambient conditions, and can therefore be installed in environments characterised by high levels of relative humidity and large variations in temperature.



LEED CERTIFICATION

Wood agglomerate or calcium sulphate panels obtained from recyclable raw materials and manufactured in certified and constantly monitored processes to guarantee the highest standards of quality and safety.

Each system contributes to obtaining points for LEED certification.



FASTNESS

Light, modular and easy to handle, the systems are designed to guarantee rapid installation, respecting all the requirements of planarity and orthogonality. The inspection of the individual panels allows a significant reduction in time and maintenance costs.



INSPECTABILITY

100% inspectable, giving easy access to water pipes and electrical cables and permitting easy reconfiguration of rooms.

