



Officially mandatory accessories

according to state-specific regulations of the German states



1a) Protective rail for opening, wood

- Fits opening sizes up to max. 140 x 70

1b) Protective rail for opening, metal

- Fits opening sizes up to max. 160 x 90



1c) Protective rail for opening, metal

- Fits opening sizes from 161 x 91

1d) Protective rail for opening, wood (two-sided)

- Fits "DD" products up to max. 140 x 70



2) Handrail

- Officially mandatory safety element
- Possible for all loft ladders
- Can be used on left and right




3) Telescopic handrail

- Officially mandatory safety element
- Possible for all retractable stairways
- Can be used on left and right






Accessories



4) WDL

- Air-tight connection to your building, comes pre-assembled
- Insulating and sealing block on the hatchbox
- Standard for Designo and DD models
- Possible for all roof stairs (excluding fire-resistance, Cadet, Esca)
- Cannot be retrofitted



5) Assembly aid for loft ladders and retractable stairways

- Makes installation easier
- Can be used multiple times
- Scope: 4 pieces
- Load bearing 25 kg / for even distribution



6) Coating according to RAL pallet

- Possible for all retractable stairways



7) Wooden cover strips

- 50 x 9 mm
- Painted white, similar to RAL 9010
- Mitre cut
- Incl. Colour Pins
- For loft ladders Cadet and Esca
- For retractable stairways other than Ecco





Accessories



Figure number 8.1

8.1) Close-off lock with window handle € 167

- For technical reasons, this version is required for the following products:
- For retractable stairway wooden hatch F30
- For knee wall door Designo



Figure number 8.2 / 9

8.2) Close-off lock mounted - wood hatchboxes

- Including profile cylinder, key, retractable, mounted to operating pole
- For knee wall doors ISO

9) Close-off lock for customer-provided cylinder

- For wooden hatchboxes (not possible with fire resistance)
- For knee wall doors ISO



Figure number 9a

9a) Roto NX EasyMix space-saving stairs only

- Upper cover with lock case prepared for profile cylinder

9b) Roto NX EasyMix space-saving stairs only

- Upper cover with lock case with profile cylinder fitted

10) Close-off lock mounted - steel hatchboxes

- Including key, retractable, mounted to operating pole
- Cylinder length: 1/2 cylinder = 10/30
- Cylinder length: continuous cylinder: 30/65

11) Close-off lock for customer-provided cylinder

- For steel hatchboxes
- For retractable stairway miniLine, loft ladder profiLine



Figure number 12a

12a) Shaft railing (both sides)

- Possible for box heights of 80 cm and above
- For safe climbing in the opening area

12b) Hollow handles (both sides)

- Possible for box heights of 62 - 79.9 cm





Accessories



13) Infrared remote control with one receiver

14) Infrared remote control with two receivers

- Possible on all Electro stairways
- Open and close the stairway by pressing a button
- Stairway can be opened from above
- Necessary in case of space-saving stairs Electro if access is to be gained from outside



15) Smoke detector

- For Electro stairways with control function



Figure number 16a

16) Lockable switch - without locking cylinder

16a) Flush mounting

16b) Wall mounting



Figure number 17a

17) Switch not lockable

17a) Flush mounting

17b) Wall mounting



Accessories



18) Wrapping tape Junior / Piccolo Premium

- For installation on a gallery space (upper edge) or behind existing door up to thickness of 40 mm
- For a vertical opening, the minimum dimension of the Junior stairway changes as follows:
 - Width + 3
 - Length + 16 (= height)
- Cannot be retrofitted

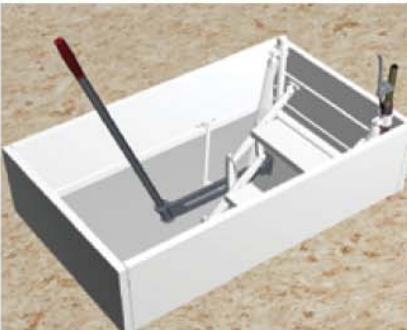


Figure number 19

19) Top opener swivel arm for retractable stairways

- Facilitates stairway operation from above
- Possible for a hatch length of 90 cm and above
- Hatchbox height of up to 39 cm possible
- Cannot be retrofitted

19a) Bowden cable with control rod

- Necessary for box heights above 39 cm
- Facilitates unlocking the cover from above



20) Hinges (protruding)

- For a subsequent wood panelling of the cover
- Cannot be retrofitted
- Possible for retractable stairway Exclusive & Electro
- Possible for space-saving stairs Exclusive & Electro
- U value changes to 0.80 W/m²K



Accessories



21) Cover suspension system for customer-provided hatch cover

- Facilitates the safe operation of the hatch cover
- Suitable for covers with roller hinges
- The weight of the hatch cover, including additional load, must not exceed 20 kg
- Minimum length: 75 cm



22a) "Stufenengel" tread protector

- Tread protection during the construction stage and useful life
- 11 pieces in pack
- Stufenengel tread protectors can be re-used
- Suitable for the following 3-part wooden stairs:
Loft ladders: Designo passive house, Designo, Quadro 3, profiLine, space-saving stairs with wooden ladder
- Non-slip



22b) Convenience tread

- Additional tread at the bottom
- Within the scope of our technical possibilities





Accessories only for space-saving stairs



Figure number 24a

24a) Handle set without profile cylinder

Can be supplied for box heights of 72 cm and above

- For upper covering
- Lockable from the inside or both sides
- For profile cylinder (prepared)

24b) Handle set with profile cylinder

- Profile cylinder fitted



Figure number 25


25) Cover heating for space-saving stairs

- Snow accumulation on the cover melts off
- 1 m² - 1.49 m²
- 1.5 m² - 1.99 m²
- 2 m² - 2.99 m²
- 3 m² - 3.99 m²

25a) Controller for cover heating

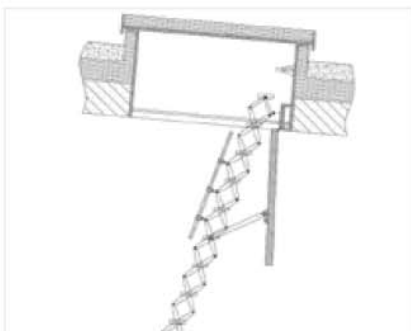
- Wall or flush mounted without timer
- Wall or flush mounted with timer

25b) Ice detector



26) Design flat roof cover

- Copper; aluminium or V2A sheet; Uginox



27) Pitched installation for retractable stairways and space-saving stairs

- For installation in a sloped roof
- From 0 - 20° roof pitch, wooden or steel hatchbox
- from 20.1 - 45 ° roof pitch, wooden hatchbox only
- A pitched installation is not possible for Ecco space-saving stairs
- A pitched installation is not possible for an Ecco retractable stairway



Accessories only for space-saving stairs



Figure number 28a



28a) RWA control centre

- 1x optical smoke detector
- 2x HSE buttons

28b) Signal combination device

- Warning in event of stair movement
- Acoustically by way of continuous tone, optically by way of a red LED flashing light

29) Better insulation of flat roof cover including preparation of the cover for stronger side insulation

- On-site side insulation up to max. 80 mm
- On-site side insulation up to max. 100 mm

30) Guardrail (protector)

- Basic version

Safety accessories prescribed by the building regulations of the states, accident prevention regulations, workplace ordinance etc.

NEW

31) Electrically operated flat roof cover

- Hatch height min. 87 cm
- Hatch width min. 88 cm



32) Break-in protection (Resistance Class)

only possible in combination with steel hatchboxes

- RC2
- RC3
- RC4

NEW