



Eurotype Track System

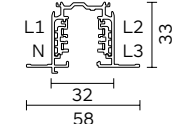
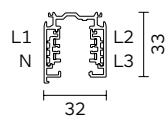
Surface Mounted Track & Flanged Recessed Track



Product Code	Length (L)
2092	1m
2093	2m
2094	3m

Product Code	Length (L)
2089	1m
2090	2m
2091	3m

Finish
10 ■ Black
11 □ White
75 ■ Grey



Notes: Connection to the 220-250V single-phase mains: 16A overall load, corresponding to 3500/4000 VA over the three circuits.

Features

Three circuit main-voltage track system.

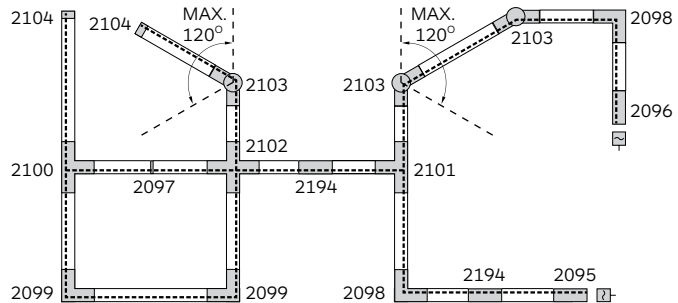
Track in extruded aluminium fitted with four 16A rolled copper conductors housed in extruded insulated black thermoplastic.

Equipped with three separately controllable current circuit.

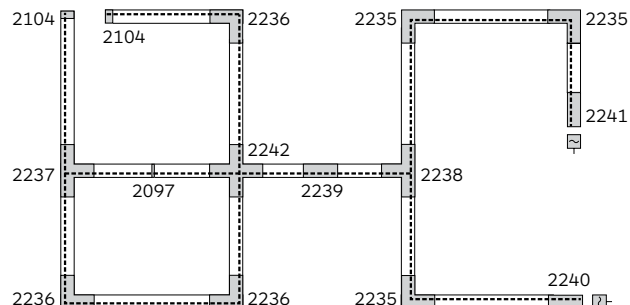
Completed of a vast range of accessories to fit to the needs of any specific project.



Reference Diagram for Choice of Connctors (Surface Mounted Track)



Reference Diagram for Choice of Connctors (Flanged Recessed Track)


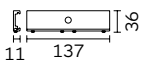





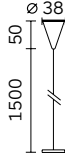
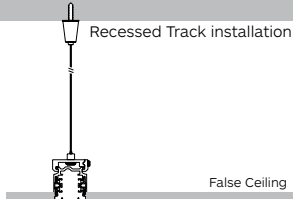
- The drawing is Reflected Ceiling View.
- Directive Lug on the back of connectors.





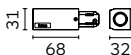


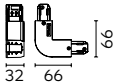





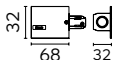


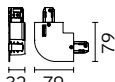


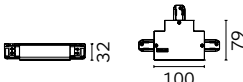

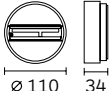



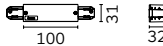

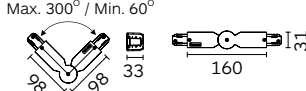

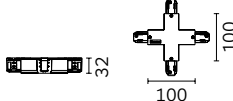

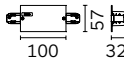

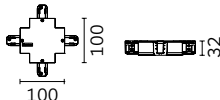



Installation Components

	2105* Mechanical Coupler
	
	2106* Ceiling Bracket
	

	2108* Wire Hanger
	
	Recessed Track installation False Ceiling

Couplings

	2095** Feeder (Right) for Surface track
	2096** Feeder (Left) for Surface track
	
	2098** L Connector (Right) for Surface track
	2099** L Connector (Left) for Surface track
	
	2100** T Connector (Right) for Surface track
	2101** T Connector (Left) for Surface track
	
	2240** Feeder (Right) for Recessed track
	2241** Feeder (Left) for Recessed track
	
	2235** L Connector (Right) for Recessed track
	2236** L Connector (Left) for Recessed track
	
	2237** T Connector (Right) for Recessed track
	2238** T Connector (Left) for Recessed track
	
	2049** Ceiling base
	

	2194** Straight Connector for Surface track
	
	2103** Flexible Connector for Surface track
	Max. 300° / Min. 60°
	2102** X Connector for Surface track
	
	2239** Straight Connector for Recessed track
	
	2242** X Connector for Recessed track
	
	2097** Concealed Connector
	2104** End Cap
	

Notes:

- * Available in colours 10, 11, 75.
- ** Available in colours 10 & 11.

