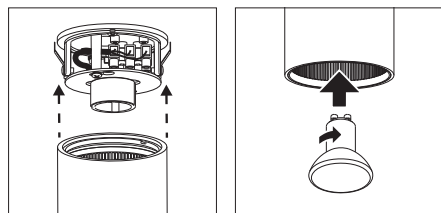


Twist Fixed




Easy to install

Easy to relamp

**Twist Fixed**  
Ceiling mounted fixed downlight

- Features**
- Made of die cast aluminium with black baffle.
  - Quick and easy installation as body is supported by 2 spring clips to also allow a simple lamp replacement.
  - Designed and manufactured to comply with European standard EN 60598.

- Applications**
- Ideal for concrete ceiling or restricted void.
  - Application areas: retail, department stores, galleries, lobbies, showrooms, residential, restaurants, hotels.




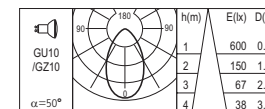
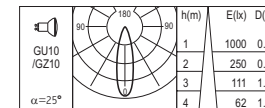
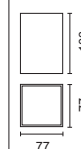
**Twist-Fixed Square**

**1025**  
50W 230V GU10/GZ10  
IP20

**Twist-Fixed Square LED WHITE**

**1130** With LED WHITE 6W (6x1W)  
220-240V Led driver constant current output included.  
White Leds colours in code 93(warm 3300K) or 95(cool 6800K), other colours on request.  
White Leds optics in code F(Flood) or NB(Narrow Beam), other optics on request.

IP20



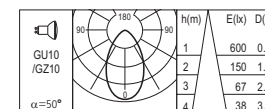
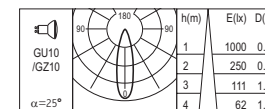
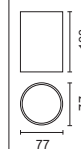
**Twist-Fixed Round**

**1024**  
50W 230V GU10/GZ10  
IP20

**Twist-Fixed Round LED WHITE**

**1129** With LED WHITE 6W (6x1W)  
220-240V Led driver constant current output included.  
White Leds colours in code 93(warm 3300K) or 95(cool 6800K), other colours on request.  
White Leds optics in code F(Flood) or NB(Narrow Beam), other optics on request.

IP20

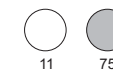


**Accessories**



**LampaLED MR16**

- 2907** 3X1W 100-240V GU10 (Narrow Beam)
- 2909** 3X1W 100-240V GU10 (Flood)



11

75