



Rolo & Dado

Rolo designed by Simon Fisher



Body

Track mounted round spotlight with light-head and driver box in cast aluminium.

Available with 3 circuit universal track adapter, Dali track adapter or, for the low voltage version, mini track adapter. For retrofit version, easy relamping by the removable lamp front ring via simple snap-in catch action.

Versatile aiming angle tiltable vertically 0°-90° in two directions and rotatable horizontally 350°.

Accessories

Honeycomb louvre, linear spread, Snap System™ accessories available for SORAA SLC series with narrow beam angle.

Finish

Powder coat in white or grey colour.

LED sources

Citizen CLU series. SORAA SLE Optical Light Engine. CRI: 90, 95 | CCT: 3000K, 4000K. Other CRI and CCT options available on request.

Optic

Lenses. Narrow, medium and wide beam angle available.

Driver

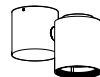
Driver box inclusive of no-dimable driver. Dimming Options: 0-10V Dim, DALI, Phase, CASAMBI.

Applications

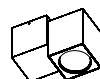
A versatile and very directional cylindrical spotlight. The very compact sizes make it ideal for applications where the distance between ceiling and spot is an issue. Application areas: retail, museums, residential, hospitality, window displays.

Related Products

Rolo Surface
P.194



Dado Surface
P.194

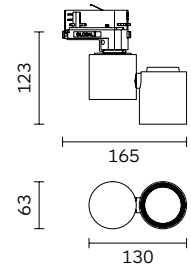


Rolo



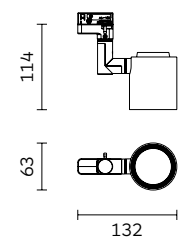
Rolo

Eurotype Track



Rolo

Low Voltage Track



Eurotype Track Low Voltage Track



Code ordering example: **6 2 8 8 B B 2 2 - 9 0 3 0 1 4 D 0 1 1**

	Product Code	Light Source Code*	>CRI	CCT**	LED Power	Nominal Lumen	Beam Angle (BA°)	Driver Options	Finish
Rolo Eurotype Track	6288	BB22	90	30 3000K	6W	706 lm	14 / 24 / 34	D0 No Dim	11 □ White
				40 4000K				75 ■ Grey	
				DP Phase Dim					
				DC CASAMBI					
				D1 0-10V Dim					
Rolo Low Voltage Track	6093	GU53	00	00	/	/	///(00)	DP Phase Dim [#]	

Notes:

* For complete code ordering information, please see page 377.

** For other CCT options, please contact us.

[#] Remote electronic dimable transformer supplied with the track, for more information see page 168.

For related accessories, please see page 165.

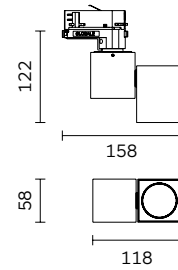


Dado



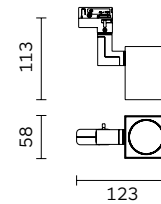
Dado

Eurotype Track



Dado

Low Voltage Track



Eurotype Track Low Voltage Track



Code ordering example: **6 2 8 7 B B 2 2 - 9 0 3 0 1 4 D 0 1 1**

	Product Code	Light Source Code*	>CRI	CCT**	LED Power	Nominal Lumen	Beam Angle (BA°)	Driver Options	Finish
Dado Eurotype Track	6287	BB22	90	30 3000K	6W	706 lm	14 / 24 / 34	D0 No Dim	11 □ White
				40 4000K				DA Dali Dim	75 ■ Grey
								DP Phase Dim	
								DC CASAMBI	
							D1 0-10V Dim		
Dado Low Voltage Track	6094	GU53	00	00	/	/	/(00)	DP Phase Dim*	

Notes:

- * For complete code ordering information, please see page 377.
- ** For other CCT options, please contact us.
- # Remote electronic dimable transformer supplied with the track, for more information see page 168. For related accessories, please see page 165.



Rolo & Dado Family configuration options

 Code ordering example: 6 2 8 8 B B 2 2 - 9 0 3 0 1 4 D 0 1 1


Rolo

Product Code	Light Source Code	>CRI	CCT	LED Power	Nominal Lumen	Beam Angle (BA°)	Driver Options	Finish
6288 Eurotype Track	BB22 Bridgelux COB	90	30 3000K	6W	706 lm	14 / 24 / 34	D0 No Dim	11 <input type="checkbox"/> White
			40 4000K		757 lm		DA Dali Dim	
	BS12 Soraa SLC-16	95		8.1W	460 lm	10	DP Phase Dim	
					480 lm		DC CASAMBI	
				12.2W	720 lm		15 / 25 / 36	
	GU53 Retrofit MR16-GU5.3	00	00	/	/	/(00)	DP Phase Dim	
	GU10 GZ10-GU10							
6093 Low Voltage Track	GU53 MR16-GU5.3							

Dado

Product Code	Light Source Code	>CRI	CCT	LED Power	Nominal Lumen	Beam Angle (BA°)	Driver Options	Finish
6287 Eurotype Track	BB22 Bridgelux COB	90	30 3000K	6W	706 lm	14 / 24 / 34	D0 No Dim	11 <input type="checkbox"/> White
			40 4000K		757 lm		DA Dali Dim	
	BS12 Soraa SLC-16	95		8.1W	460 lm	10	DP Phase Dim	
					480 lm		DC CASAMBI	
				12.2W	720 lm		15 / 25 / 36	
	GU53 Retrofit MR16-GU5.3	00	00	/	/	/(00)	DP Phase Dim	
	GU10 GZ10-GU10							
6094 Low Voltage Track	GU53 MR16-GU5.3							

Optical Accessories



Product / Optical Accessories

 Linear Spread
Colour 41

 Honeycomb Louvre
Colour 10

 Rolo & Dado Track
GU5.3

2362
2361

For Soraa specific accessories, please contact us and we will provide the detailed information.

Notes:

For other CCT options, please contact us.



Rolo & Dado

Surface



Body

Wall/ceiling mounted spotlight with light body and driver box in cast aluminium.

For retrofit version, easy relamping by the removable lamp front ring via simple snap-in catch action.

Tiltable vertically 0-90° and routable horizontally 350°.

LED sources

Citizen CLU series. SORAA SLE Optical Light Engine.
CRI: 90, 95 | CCT: 3000K, 4000K.
Other CRI and CCT options available on request.

Optic

Lens.
Narrow, medium and wide beam angle available.

Accessories

Linear spread, honeycomb louvre. Snap System™ accessories available for SORAA SLC series with narrow beam angle.

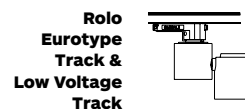
Driver

Driver box inclusive of no-dimable driver.
Dimming Options: 0-10V Dim, DALI, Phase, CASAMBI.

Related Products



P.162-165



P.162-165

Finish

Powder coat in white or grey colour.

Applications

A versatile and very directional cylindrical spotlight. The very compact sizes make it ideal for applications where the distance between ceiling and spot is an issue.
Application areas: retail, museums, residential, hospitality, window displays.

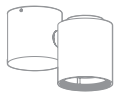
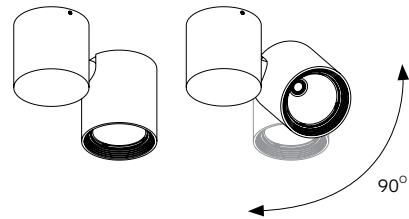
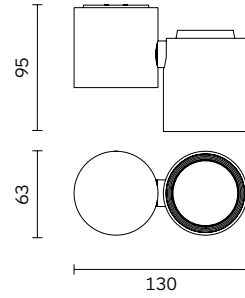




Rolo



Rolo
Surface



Code ordering example: 1 1 5 9 B B 2 2 - 9 0 3 0 1 4 D 0 1 1

	Product Code	Light Source Code*	>CRI	CCT	LED Power	Nominal Lumen	Beam Angle (BA°)	Driver Options	Finish
Rolo	1159	BB22	90	30 3000K	6W	706 lm	14 / 24 / 34	D0 No Dim	11 □ White
Surface				40 4000K		757 lm			75 ■ Grey

Notes:

* For complete code ordering information, please see page 377.

** For other CCT options, please contact us.

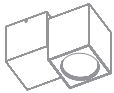
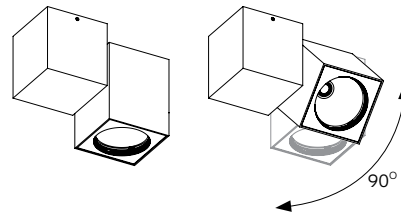
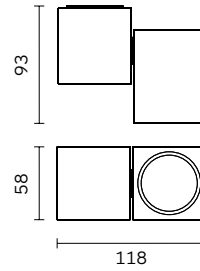
For related accessories, please see page 197.



Dado



Dado
Surface



Code ordering example: **1 1 5 8 B B 2 2 - 9 0 3 0 1 4 D 0 1 1**

	Product Code	Light Source Code*	>CRI	CCT	LED Power	Nominal Lumen	Beam Angle (BA°)	Driver Options	Finish
Dado	1158	BB22	90	30 3000K	6W	706 lm	14 / 24 / 34	D0 No Dim	11 □ White
Surface				40 4000K		757 lm			75 ■ Grey

Notes:

- * For complete code ordering information, please see page 377.
 - ** For other CCT options, please contact us.
- For related accessories, please see page 197.



Rolo & Dado Surface Family configuration options



Code ordering example: 1158 BB22 - 90 30 14 D0 11

Dado & Rolo

Ceiling & Wall

Product Code	Light Source Code	>CRI	CCT	LED Power	Nominal Lumen	Beam Angle (BA°)	Driver Options	Finish
1158 <input checked="" type="checkbox"/> Rolo	BB22 Bridgelux COB	90	30 3000K	7W	706 lm	14 / 24 / 34	D0 No Dim	11 <input type="checkbox"/> White
1159 <input type="checkbox"/> Dado			40 4000K		757 lm		DA Dali Dim	75 <input checked="" type="checkbox"/> Grey
	BS12 Soraa SLC-16	95		8W	460 lm	10	DP Phase Dim	
					480 lm		DC CASAMBI	
				12W	720 lm	15 / 25 / 36	D1 0-10V Dim	
					755lm			
	GU53 Retrofit MR16-GU5.3	00	00	/	/	//(00)	DP Phase Dim	
	GU10 GZ10-GU10							

Optical Accessories



Product / Optical Accessories	Linear Spread Colour 41	Honeycomb Louvre Colour 10
Rolo & Dado Surface GU5,3	2362	2361

For Soraa specific accessories, please contact us and we will provide the detailed information.

Notes:

For other CCT options, please contact us.

