

Conos

Designed by **Franco Mireni** (Patented)



Related products:

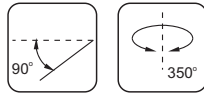


CONOS DUE
Track
P.186-189

CONOS DUE
Wall
P.288-291

CONOS DUE
Ceiling
P.288-291

CONOS
SUSPENSION
P.314-315

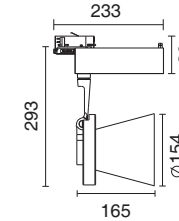


Features

- Track mounted spotlight with versatile aiming angle 0°-90° vertical tilting 350° horizontal rotation adjustability, tilting angle can be positioned and screw locked.
- Light head and control gear case are made of die cast aluminium.
- Transformer case is made of heat resistance thermoplastic.
- Track adaptor - three circuit universal.
- Fixture is available in 3 different sizes.
- Light sources include Halogen, Metal Halide and LED.
- Super pure aluminium reflector with different optic beam.
- Easy relamping via removable front housing by snap-in catch action and acceptance of optical accessories.
- Long life LED light source providing IR and UV free emission.
- Designed and manufactured to comply with European standard EN 60598.

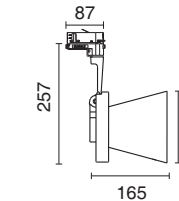
Applications

- A concept in spotlight design with continuous line applications for the benefit of increasing the possibility of display lighting. Available in three different sizes using a variety of lamp type options.
- Mini Conos and Micro Conos are also available for smaller spaces and ceiling surfaces.
- Application areas: retail, department stores, galleries, shopping centers, showrooms, residential, restaurants, hotels, exhibitions, window displays.



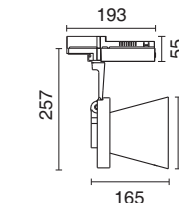
Conos

6050	70W E27 PAR30 CDM-R M.H.	▶	
6056	70W GX8.5 CDM-R111 M.H.	◀	
With integral electronic control gear 220-240V 50/60Hz.			
IP20 Ⓢ Ⓢ Ⓢ			
6054	70W G12 CDM-T M.H.	◀	10°
6055	70W G12 CDM-T M.H.	◀	40°
6321	100W G12 CDM-T M.H.	◀	10°
6322	100W G12 CDM-T M.H.	◀	40°
Safety glass included. With integral electronic control gear 220-240V 50/60Hz.			
IP40 Ⓢ Ⓢ Ⓢ			
6323-K30D15	With 45W LED 3000K 4500lm	▶	15°
6323-K40D15	With 43W LED 4000K 4500lm	▶	15°
6323-K30D24	With 45W LED 3000K 4500lm	▶	24°
6323-K40D24	With 43W LED 4000K 4500lm	▶	24°
6323-K30D36	With 45W LED 3000K 4500lm	▶	36°
6323-K40D36	With 43W LED 4000K 4500lm	▶	36°
Active dissipation, inclusive of integral driver 220-240V 50/60Hz. CRI>80. Leading-Trailing edge dimmable driver option upon request. Other colour temperatures K or CRI are available upon request.			
IP20 Ⓢ Ⓢ Ⓢ			



Conos

6051	12W E27 PAR30 LED	▶	
IP20 Ⓢ Ⓢ Ⓢ			



Conos

6052	75W G53 AR111 Hal. 15W G53 AR111 LED	▶	
With integral electronic transformer 220-240/12V 50/60Hz.			
IP20 Ⓢ Ⓢ Ⓢ			

