

Bullet



Related products:



BULLET  
P.410-413



Art . 3033

Features

- Ceiling recessed downlight, IP66 (dust and water jet tight).
- Ring and back plug cover are made of die cast aluminium.
- Central housing is made of aluminium extrusion, with toughened safety glass, weatherproof durable silicone gasket and external screws made of stainless steel.
- Superior polyester powder paint resistant to outdoor atmospheric conditions.
- Fixture is available in 2 sizes.
- Ceiling installation via clamping wings for ceiling thickness 1 to max.30mm.
- Electrical installation includes double cable entry for through wiring.
- Easy relamping via Allen screws.
- Art. 3033 is adjustable with a 0°-20° tilting angle on each vertical side.
- Light sources include Halogen, Compact Fluo., Metal Halide and LED.
- Long life LED light source provide IR and UV free emission.
- Superpure aluminium reflector with different beam optics.
- Designed and manufactured to comply with European standard EN 60598.

Applications

- Application areas: exterior canopies, buildings, entrances, covered walkways, as well as warehouses with high ceilings, garages, workshops and factories.

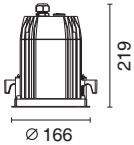
Colour

10

29



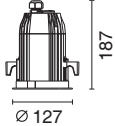
Ø 158



Bullet Recessed				
3107	70W	G12	CDM-T M.H.	15°
3108	70W	G12	CDM-T M.H.	40°
3109	70W	PAR30	CDM-R M.H.	
3110	26W	GX24q-3	TC-TE	
Control gear not included. To be ordered separately.				
IP66 850° V CE				
3497-K30D15	With 30W LED	3000K	1800lm	15°
3497-K40D15	With 30W LED	4000K	2000lm	15°
3497-K30D30	With 30W LED	3000K	1800lm	30°
3497-K40D30	With 30W LED	4000K	2000lm	30°
3497-K30D45	With 30W LED	3000K	1800lm	45°
3497-K40D45	With 30W LED	4000K	2000lm	45°
Passive dissipation, inclusive of remote driver 220-240V 50/60Hz. CRI>80.				
Dali/Leading-Trailing edge/1-10V DC/PWM dimmable drivers options upon request.				
Other colour temperatures K or CRI are available upon request.				
IP66 850° V CE				



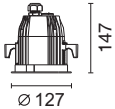
Ø 118



Mini Bullet Recessed				
3030	7W	E27	PAR20 LED	
IP66 850° V CE				
3031	35W	E27	PAR20 CDM-R M.H.	
3111	35W	G8.5	CDM-TC M.H.	10°
3032	35W	G8.5	CDM-TC M.H.	40°
3263	20W	GX10	MR16 M.H.	
Control gear not included. To be ordered separately.				
IP66 850° V CE				
3499-K30D25	With 20W LED	3000K	1000lm	25°
3499-K40D25	With 20W LED	4000K	1100lm	25°
3499-K30D45	With 20W LED	3000K	1000lm	45°
3499-K40D45	With 20W LED	4000K	1100lm	45°
3499-K30D55	With 20W LED	3000K	1000lm	55°
3499-K40D55	With 20W LED	4000K	1100lm	55°
Passive dissipation, inclusive of remote driver 220-240V 50/60Hz. CRI>80.				
Dali/Leading-Trailing edge/1-10V DC/PWM dimmable drivers options upon request.				
Other colour temperatures K or CRI are available upon request.				
IP66 850° V CE				



Ø 118



Mini Bullet Recessed Adjustable				
3033	35W	GU5.3	MR16 Hal.	20°
Adjustable Angle +/- 20°.				
Transformer not included. To be ordered separately.				
IP66 850° V CE				

Accessories



2605	Waterproof Box	IP66	26W (EL)	TC
2648	Waterproof Box	IP66	20W (EL)	HIT
2602	Waterproof Box	IP66	35W (EL)	HIT
2603	Waterproof Box	IP66	70W (EL)	HIT
With electronic control gear 220-240V 50/60Hz. For details, please see p.422.				



2352	Waterproof box	IP67	75VA	12V
With electronic transformer 220-240/12V 50/60Hz. For details, please see p.422.				